




### Dirk Vandycke

Dirk Vandycke has been actively and independently studying the markets for over 15 years, with a focus on technical analysis, market dynamics and behavioural finance. He writes articles on a regular basis and develops software, which is partly available at his co-owned website [www.chartmill.com](http://www.chartmill.com). Holding master degrees in both Electronics Engineering and Computer Science, he teaches software development and statistics at a Belgian University. He's also an avid reader of anything he can get his hands on. He can be reached at [dirk@monest.net](mailto:dirk@monest.net).

The Little Formula That Makes a Difference

## SIZING POSITIONS – PART 2

Trading and investing is simple, very simple actually. Particularly in financial markets. Because all we can do there is just buy and sell stuff. Yet at this very basic level of making decisions, things already start to go awfully wrong. So however simple it may be, it sure isn't easy. In this article we explain the single most important formula any trader and investor should know. In fact, it's probably the only formula everyone should know about in life. And we'll discover how most people who know the formula already, probably interpret and apply it the wrong way. Finally we'll get into how to exploit this and work the numbers.



➔ RECAP

In the first article of this series (TRADERS' 08/2012) we introduced expectancy as a way to measure overall profitability of a system. The average result per trade being the result of the frequency of profitable trades, multiplied by the average profit of those winners. From this we have to subtract the frequency of losing trades, multiplied by the average loss of those losses. This can be expressed in a simple formula:

$$\text{result}_{\text{avg}} = f_w * P_{\text{avg}} - f_L * L_{\text{avg}}$$

There are two points to take away from this formula. First, this is no magic formula. Even worse, we can't use it by just filling in the numbers. As much as system builders like to believe, this formula cannot tell anything about a system's future behaviour. As we can only know past wins and losses, this formula will give us nothing more than historical expectancy. So we definitely shouldn't focus on using the formula in a numerical way.

The formula isn't about predicting system quality, it's about control and effort. This brings us to the second important take-away for this formula. There are two dimensions to profitability. And as much as traders like to focus on maxing the number of winning trades, we have far more control with far less effort containing the average size of profits and losses. This article goes into how to do just that.

Figure 1 shows a metaphorical scale indicating that traders should take care of the weights instead of trying to change the scales' arms. Figure 2 shows two systems in comparison, illustrating the existence of two dimensions. System 1 (red) has an average loss of -5 and an average profit of 10, while system 2 (black) has profitable trades of 15 on average and average losses of -10. As you can see on the comparison chart, there isn't an overall better system. It depends on frequency. As soon as the frequency of winners gets bigger than 1 out of 2, the black system is the better choice. The red system is profitable as long as there's one winner for every two losses.

This whole idea of control focus actually comes down to cutting losses and letting profits run. A venerable piece of Wall Street wisdom for ages. Expectancy provides it's mathematical proof. Finally, adding power laws to this mix provided us with the informal evidence that trend following strategies might be the most plausible for people not having an artificial edge such as no cost advantages and spread or commission income. Perhaps it's even one, if not the only, strategy that will keep working over time.

Expectancy (and statistics, for that matter) proves that cutting losers and maxing winners will eventually work out to be consistently (but not always) profitable.

**RISK**

So how can we control the average size of winners and losers? Although controlling the average size of winners and losers is a long term perspective, it starts with handling every single trade the right way in our expectancy framework.

There are two ingredients to handle this control: risk management and position size. On the one hand we have different types of risk, all of which must be contained and controlled. On the other hand, there's the size of a position helping to take care of the former. We will focus on risk handling in this article. In the

next article we will have a close look at determining position size in its own right.

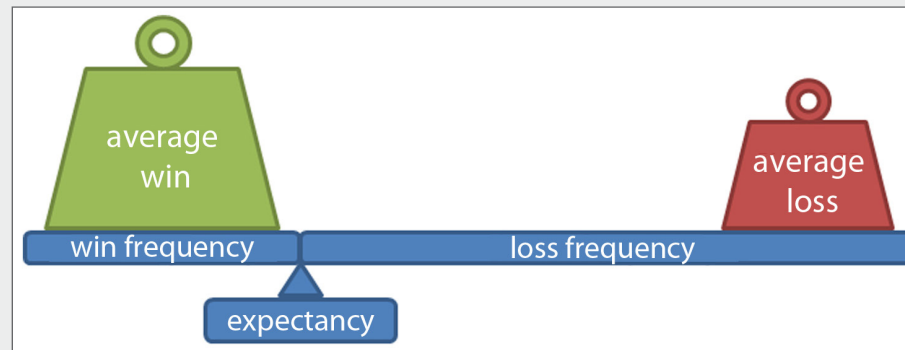
**CUT YOUR LOSSES**

Profits take care of themselves (hold that thought), losses never do. The basic idea is simple. Minimise every loss and the average overall loss will be minimal. Theoretically, the average loss cannot ever get bigger than x per cent if we limit each and every loss to x per cent.

This idea amounts to guarding against two possible harmful things a trader can do. Not cutting losers and, to an even worse degree, buying more of them. These are mainly mental problems. Selling for a loss means admitting being wrong, materialising the loss and selling all hope things could turn for the better. One way to deal with the mental part is putting every stock that gets stopped out in your agenda or trading dairy a few weeks from now, forcing you to look back at the charts then and see how the stop protected you from the worst.

Both problems can be solved by using stops. And even though one can use mental stops, automatic stops do have several advantages. Not having to watch markets being the biggest one. Not only can you do more interesting things meanwhile, you also

F1) EXPECTANCY EQUILIBRIUM SCALES



On these scales the average profit (green) is balanced against the average loss (red). More importantly, the arms of the scales are proportional to the frequency of winners and losers. As such, the average loss has a bit more moment of force than its counterpart on the other side. Nevertheless, in this example, the frequency and average profit of winners makes up for the frequency and average loss of the losers. Resulting in an equilibrium with no net profit or loss. Source: TRADERS' graphic

don't run the risk of getting caught up in daily action and the 'need for speed'.

Stops do, however, have two major disadvantages. Stops can get run (i.e. work as they shouldn't) or they

## Illiquidity is by far the most underestimated risk of all.

can be gapped over (i.e. not work as they should). Adhering to this is of course, our mind playing tricks with us, justifying not having set stops. For starters, a perfect place for a stop doesn't exist. Stops are not perfect, but who wouldn't jump with a parachute that has an 80 per cent chance of opening rather than with no chute at all. Also, limits are dangerous with exit orders. It's a guarantee that gaps eventually will get the better of you. Exit orders should get you out in the first place. They don't get executed at the place and time to start bargaining for cents. Getting out is their primary objective. Good advice thereby would be to use limits with entry orders but use exit orders only without limits.

All disadvantages of stops really are pure technical problems, not conceptual ones. Never before have traders had such an abundance of tools and financial products at their disposal to manage risk to the cent.

Take, for one example, options. A simple call instead of a materialised position in the underlying asset caps off risk and prevents gaps from being any problem at all. We will address the example of a simple call again as a tool while maximising profits. The main message here is that possibilities for managing risk are endless nowadays. So any excuse for not using them is merely in the eye of the beholder. But even a gapped over stop will average out in the long run. So if you have slippage, this will eventually dry up as you keep minimising losses.

Although addressing all types of risk would be far beyond the scope of this article series, there are a few we have to mention with respect to containing losses.

To begin with, illiquidity is by far the most underestimated risk of all. It has killed many traders. So always watch out that you are trading things that are liquid enough for your position sizes. Specific risk,

coming with the financial asset you are trading, is another one. Stocks have company risk, futures have lock limit days, and so on. Get to know specific risks.

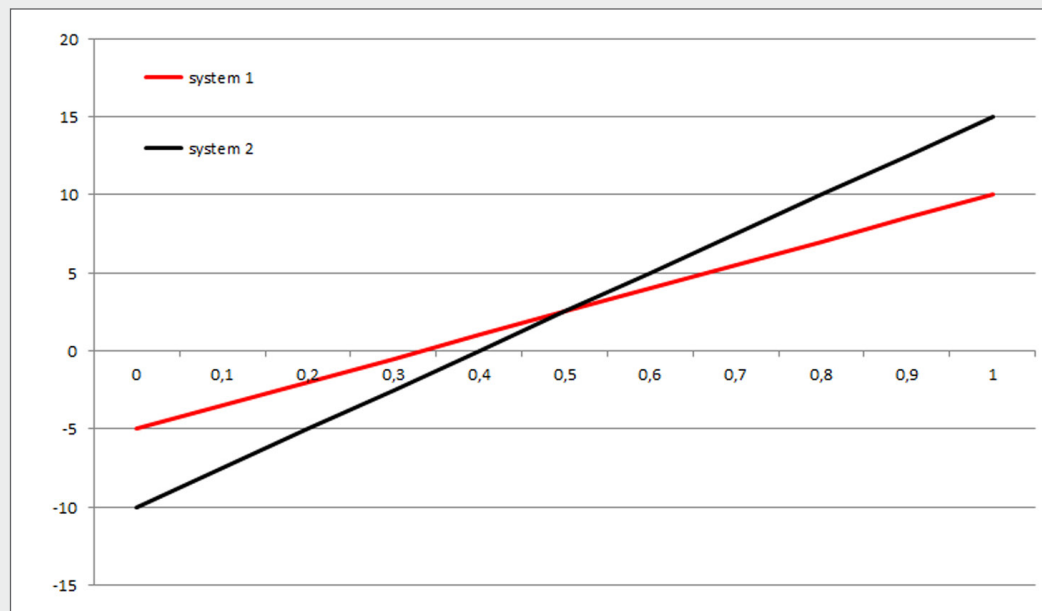
To wrap up the cutting losses part of the equation: never add to losses. Losers average losers. So beware of any system using dollar cost averaging of any kind. Let's leave that to 'investors'. Apart from inertia minimising your chances to buy at bottoms, it's a

mathematical fact that averaging down is a bad deal. Without showing you the mathematical proof, picture it this way: If you sell something and buy it back after it bounces from going down first, you will be better off than adding to the position on the way down. To worsen matters, if you average down, you still have an overall losing position. Red is an awful colour to live with in a traders' portfolio. It tears you down mentally. Also, averaging down absorbs more money. It's throwing good money after bad. And while it sucks up more of your money, you eventually become an involuntary investor instead of a trader. To put it another way, most people don't have the money nor the stomach to add to losers. Yet most do.

### LET YOUR PROFITS RUN

Capping losses is an easy concept. The hard part is doing it consistently. In contrast, maximising profits, to

F2) SYSTEM EXPECTANCY COMPARISON



Neither the size nor the frequency of profits and losses determines overall profitability. In this chart the red system is the better choice as long as there's a maximum of 50 per cent winners. From there on, the black system starts outperforming the red system. Below 1 win for every 2 losses (0.333 on the x-axis), even the red system becomes a losing system.

Source: TRADERS' graphic

